

PRE-ENGINEERED EDGE METAL SOLUTIONS



Bringing your vision to life.



PROTECTING THE INTEGRITY OF YOUR DESIGN AND ROOF

In any building project, the roof edge is a vital part of the structure that cannot be overlooked. It is the frontline of defense and key component to protecting the building from structural damage in any inclement weather. But you also want to make sure that it matches the aesthetics of your overall design. There are a variety of questions you want to ask yourself when you are selecting the roof edge system.

Will it look the way you want?
Will it fit within your timetable?
Will there be a warranty?
Will it comply with building requirements?
Will it look clean and consistent?

By choosing Metal-Era—the largest roof edge metal manufacturer in North America—**your answer can be a yes to all of these vital questions.**

Visit metalera.com for a full list of available products.



**FASCIA | COPING | WOOD NAILER ALTERNATIVES
WATER CONTROL | ACCESSORIES**

Our high-quality roof edge systems are tested to meet the strictest building codes, including ANSI/SPRI/FM 4435/ES-1, FM Approval, and Miami-Dade County Approval. Metal-Era products are also available in an array of colors, materials, designs, and applications that will look great with your design and are backed by some of the strongest warranties in the industry to ensure the safety of your building.

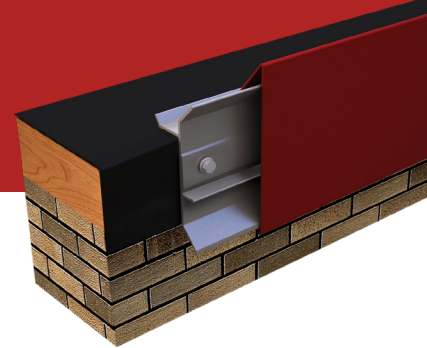
**THE INDUSTRY'S LARGEST
PORTFOLIO OF TESTED
ROOFING AND BUILDING
ENVELOPE SOLUTIONS.**

**Custom Engineered for Aesthetics
and Functionality**

**Backed by some of the Strongest
Warranties in the Industry**

ANSI/SPRI/FM 4435/ES-1 Tested

FM Approved for Wind Uplift Protection



Anchor-Tite



The Best Protection Available for Your Roof Edge

Anchor-Tite® fascia products combine custom engineering and superior performance with an attractive appearance on a variety of roof applications including parapet walls.

The patented design of our extruded aluminum anchor bar securely terminates the membrane, providing superior protection to reduce the risk of blow-off or damage to the roof.

ANCHOR-TITE ADVANTAGES

- Lifetime, 215 MPH Wind Warranty
- ANSI/SPRI/FM 4435/ES-1 tested
- FM approved for wind uplift protection
- Miami-Dade County approved to comply with the “High Velocity Hurricane Zone of the Florida Building Code”
- Express colors available to decrease lead time
- Radius capabilities available to complement your design
- Reusable/recyclable materials

PRODUCT LINE						
	STANDARD	EXTENDED	HG	CANTED	CANTED EXTENDED	DRIP EDGE
VERSIONS	<ul style="list-style-type: none"> • Single-Ply • Built-up or Modified 	<ul style="list-style-type: none"> • Single-Ply • Built-up or Modified 	<ul style="list-style-type: none"> • Single-Ply • Built-up or Modified 	<ul style="list-style-type: none"> • Galvanized Waterdam • Existing Beveled Wood Nailer 	<ul style="list-style-type: none"> • Galvanized Waterdam • Existing Beveled Wood Nailer 	<ul style="list-style-type: none"> • Standard • Pitched
COVER MATERIALS	24 ga., 22 ga. .040"	22 ga. .050", .063"	24 ga., 22 ga. .040", .050", .063"	24 ga., 22 ga. .040", .050", .063"	22 ga. .050", .063"	24 ga., 22 ga. .040"
ANSI/SPRI/FM 4435/ES-1 TESTED	X	X	X♦	X*	X*	X
FM APPROVED	X	X	X♦	X*	X*	X
MIAMI-DADE COUNTY APPROVED	X	X	X♦	X*	X*	X

♦ Testing in .050" and .063" Only

*Testing on Galvanized Waterdam Version Only



Perma-Tite



Versatile, Economical Products in a Range of Designs, Colors, and Finishes

Perma-Tite® features a distinct design and competitive pricing that makes this line of fascia products the perfect solution for multiple roof conditions. With no exposed fasteners or unsightly cover plates, the clean design prevents migration under the fascia panels and provides proper spacing for thermal movement.

PERMA-TITE FASCIA ADVANTAGES

- 20 Year, 120 MPH Wind Warranty
- ANSI/SPRI/FM 4435/ES-1 tested
- FM approved for wind uplift protection
- Miami-Dade County approved to comply with the “High Velocity Hurricane Zone of the Florida Building Code”
- Express colors available to decrease lead time
- Complements your design with a variety of materials and custom sizes available

PRODUCT LINE	 SYSTEM 200	 SYSTEM 300
VERSIONS	<ul style="list-style-type: none"> • Single-Ply, Snap-on • Single-Ply, Crimp-on 	Built-up or Modified
COVER MATERIALS	24 ga., 22 ga. .040", .050", .063"	24 ga. 22 ga. .040", .050", .063"
ANSI/SPRI/FM 4435/ES-1 TESTED	X	X
FM APPROVED	X	X
MIAMI-DADE COUNTY APPROVED	X	X

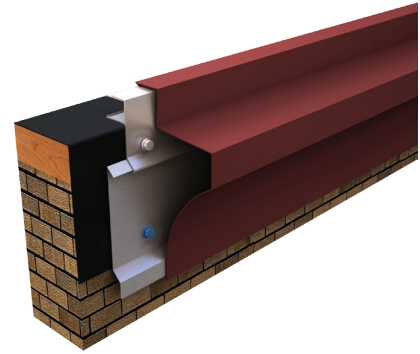




Creative Design Series

Custom Roof Edges That Inspire Your Imagination

Developed for the needs of design professionals, our Creative Design Series roof edges allow you to choose from unique designs that are perfect for any commercial building. The Creative Design Series fascia products will inspire your imagination and complement your vision.



CDS FASCIA ADVANTAGES

- 20 Year, 120 MPH Wind Warranty
- Versions: Bullnose, Cornice, Shadow Line
(Available in Single-Ply and Built-up or Modified)
- Available in a variety of materials and over 30 colors.

Edge Systems ONE

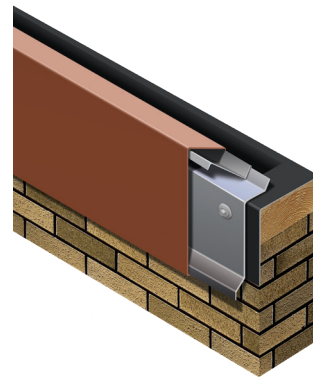
ECONOMICAL | FAST | TESTED

Great Quality at a Price That Fits Your Budget

Edge Systems One® fascia products combine highly engineered and tested products with quick-to-ship convenience and economical pricing. As a result, you simplify your projects – and maximize profits.

Drip Edge and Gravel Stop:

- One Drip Edge (Kynar)
- One Drip Edge (PVC or TPO Coated)
- One Skirted Drip Edge (PVC or TPO Coated with Factory-Applied Flashing)
- One Flash-Thru Drip Edge
- One Gravel Stop



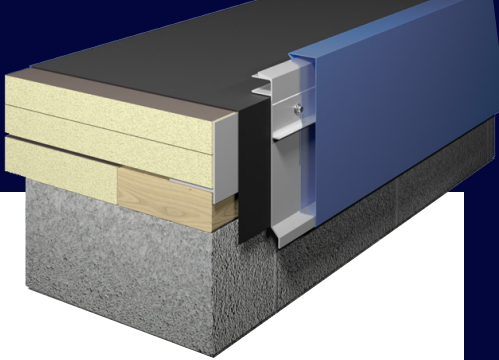
ONE EDGE FASCIA ADVANTAGES

- 20 Year, 120 MPH Wind Warranty (Fascia)
- 10 Year, 90 MPH (Drip Edge & Gravel Stop)
- ANSI/SPRI/FM 4435/ES-1 tested, Miami-Dade County & FM approved

Fascia Products:

- One Edge CF Fascia (Single-Ply)
- One Edge Fascia* (Single-ply and Built-up/Modified)
- One Edge Extended Fascia (Single-ply and Built-up Modified)

* Testing in 24 ga. , 22 ga. and .040" Only



ELIMINAILER-T AND EDGEBOX RI




Premier Envelope Protection

Metal-Era’s wood nailer alternative products make using a wood nailer obsolete. The roof perimeter and corners serve as the first line of defense against severe winds, rain, hail, storms, tornados, hurricanes, and much more. If the edge fails, the entire roof system is in jeopardy.


Replacing old wood nailers at the building perimeter with Eliminaailer-T or EdgeBox RI significantly reduces the risk of failure and helps protect the entire roof system from costly damages and blow off.

WOOD NAILER ALTERNATIVE ADVANTAGES

- Lifetime, 215 MPH Wind Warranty
- Made with heavy gauge materials that will not warp, crack, split, rot, or deform
- Continuous insulation to the roof edge
- Non-combustible, made with recyclable and reusable materials

PRODUCT LINE			
	ELIMINAILER-T	ELIMINAILER-T FOR METAL RETROFITS	EDGEBOX RI
VERSIONS	<ul style="list-style-type: none">• 1.5" x 2.5"• 1.5" x 5.5"• 3" x 2.5"• 3" x 5.5"• 5.2" x 4"• 5.2" x 5.5"	<ul style="list-style-type: none">• 1.5" x 5.5"• 3" x 5.5" <div>(Pitched or Non-Pitched)</div>	<ul style="list-style-type: none">• 3.5" Min/16" Max (Width)• 1.25" Min/16" Max (Height)
MATERIALS	Heavy Gauge Aluminum	Heavy Gauge Aluminum	20 ga. Galv. Steel (Spines required when over 6")
ANSI/SPRI/FM 4435/ES-1 TESTED	X	X	X*
FM APPROVED	X	X	X*
MIAMI-DADE COUNTY APPROVED	X	X	X*

* Tested up to 4.5" Height and 5.5" Width



Perma-Tite

Versatile, Economical Products in a Range of Designs, Colors, and Finishes

Continuing a tradition of innovative, rigorously tested roof edge systems, Perma-Tite® coping products are the perfect complement to your building's natural aesthetics. A variety of options, including standard and custom colors as well as anodized finishes, accommodate multiple roof conditions. It's exactly what you need for your building: the right design, the right quality, the right color and finish.

PERMA-TITE COPING ADVANTAGES

- Includes Metal-Era wind warranty
- ANSI/SPRI/FM 4435/ES-1 Tested
- FM and Miami-Dade County Approved
- Factory fabricated, welded, or quicklock miters create a clean appearance
- No exposed fasteners with snap-on design

PRODUCT LINE	 PERMA-TITE GOLD	 PERMA-TITE	 PERMA-TITE CANTILEVER	 PERMA-TITE DOUBLE TAPERED	 PERMA-TITE CONTINUOUS CLEAT
VERSIONS	<ul style="list-style-type: none"> • Tapered • Flat • Existing Slope 	<ul style="list-style-type: none"> • Tapered • Flat • Existing Slope 	<ul style="list-style-type: none"> • Single • Double 	<ul style="list-style-type: none"> • Tapered • Existing Slope 	<ul style="list-style-type: none"> • Tapered • Flat • Existing Slope
WIND WARRANTY	Lifetime, 215 MPH	20-Year, 120 MPH	20-Year, 120 MPH	20-Year, 120 MPH	20-Year, 120 MPH
COVER MATERIALS	24 ga., 22 ga. .040", .050", .063"	24 ga., 22 ga. .040", .050", .063"	24 ga., 22 ga. .040", .050", .063"	24 ga., 22 ga. .040", .050", .063"	24 ga., 22 ga. .040", .050", .063"
DESIGN ELEMENTS	16 ga. Clip Flush Face Snap-on	20 ga. Clip Drip Profile Snap-on	16 ga. Clip/ 20 ga. Riser Flush Face Snap-on	20 ga. Clip Drip Profile Snap-on	20 ga Cleat (Inside and Outside) Crimp-on
TESTED MAX WALL WIDTH	24" (.040"/24 ga.) 32" (.050"/.063"/22 ga.)	16"	24"*	N/A	24"
ANSI/SPRI/FM 4435/ES-1 TESTED	X	X	X*		X
FM APPROVED	X	X	X*		X
MIAMI-DADE COUNTY APPROVED	X	X	X*		X

* Single Cantilever Version Only


Creative Design Series

Design-Friendly Options to Match Your High-Quality Building

Developed for the needs of design professionals, the Creative Design Series is perfect for any commercial building. These unique products inspire the imagination and complement your vision for high-profile building projects.

CDS COPING ADVANTAGES

- 20 Year, 120 MPH Wind Warranty
- Versions: Bold Face, Bullnose, Cornice, Leak-Tite, Reveal, Stone-Look
- Available in a variety of materials and colors to match your unique design



Edge Systems ONE

ECONOMICAL | FAST | TESTED

Great Quality at a Price That Fits Your Budget

Edge Systems One® is a great alternative to shop-fabricated coping – economically priced, yet made to exacting standards.

Visit www.metalera.com for more information on all Creative Design Series and Edge Systems One coping products.



ONE EDGE COPING ADVANTAGES

- 10 Year, 90 MPH Wind Warranty
- Versions: Tapered, Flat, Existing Slope
- ANSI/SPRI/FM 4435/ES-1 Tested
- Cover Materials: 24 ga., 22 ga. Steel and .040", .050", .063" Aluminum
- 12 ft. lengths and all fasteners included for easy installation



Seal-Tite

Superior, Tested Roof Drainage with an Attractive Appearance

Unique design, superior roof drainage, and an attractive appearance make Seal-Tite gutters and downspouts stand out from the crowd. Seal-Tite WR and XL Gutters are specifically engineered and tested to meet the requirements of the ANSI/SPRI GT-1 Standard for Gutter Systems Used with Low-Slope Roofs. The design incorporates heavy-gauge aluminum internal gutter brackets for strength and support to ensure the system stays secured to prevent wind uplift—no external brackets or wind straps needed.

SEAL-TITE GUTTER ADVANTAGES

- Includes manufacturer's wind warranty
- ANSI/SPRI/GT-1 tested to comply with International Building Code (WR and XL Gutters)
- Slotted fastening holes to ensure correct fastener placement and spacing
- Prefabricated miters, fasteners, and accessories ensure proper fit and eliminates field fabrication

PRODUCT LINE	 WR GUTTERS	 XL GUTTERS	 LT GUTTERS	 INDUSTRIAL DOWNSPOUTS	 LT DOWNSPOUTS
VERSIONS	<ul style="list-style-type: none"> • Offset • Chamfer • Box 	<ul style="list-style-type: none"> • Box 	<ul style="list-style-type: none"> • Half Round • K-Style 	<ul style="list-style-type: none"> • Closed • Open Face 	<ul style="list-style-type: none"> • Round • Corrugated
SIZES	Bottom Width & Front Height: 5.25", 5.75", 6.25", 6.75", 7.25", 7.75" Back Height: 1" More Than Front Height	Bottom Width & Front Height: 8", 9", 10", 11", 12", 13", 14" Back Height: 1" More Than Front Height	Half Round: 5", 6", 7", 8", 9", 10" (Diameter) K-Style: 6", 7", 8" (Width)	Width: Min. 3" Max. 10" Depth: Min. 3" Max. 10"	Round: 3", 4", 5", 6", 8" (Diameter) Corrugated: 3" x 4" and 4" x 5"
MATERIALS	24 ga., 22 ga. .040", .050", .063"	22 ga. .050", .063"	24 ga., 22 ga. .032", .040", .050"	24 ga., 22 ga. .040", .050", .063"	24 ga., 22 ga. .032", .040", .050"
WARRANTY	30 Year, 160 MPH	30 Year, 160 MPH	10 Year, 90 MPH	5-Year Workmanship	5-Year Workmanship
ANSI/SPRI GT-1 TESTED	X	X		N/A	N/A
FM APPROVED	X			N/A	N/A
MIAMI-DADE APPROVED	X			N/A	N/A

OTHER WATER CONTROL PRODUCTS

- Scuppers and Collection Boxes
- Flow-Thru Drain Bar
- Garden-Tite Drain Bar
- Garden-Tite Inspection Chamber

THE INDUSTRY'S BEST WARRANTIES

Because every Metal-Era product is carefully designed, fabricated, and tested, we stand by our quality with industry leading wind and performance warranties. Metal-Era warranties are for replacement or repair of any portion of the system that has failed due to a defect in Metal-Era supplied materials. Covers the roof edge for the number of years listed on the roof on which it was originally installed.











PRODUCT LINE	WARRANTY				
	LIFETIME 215 MPH WIND	30 YEAR 160 MPH WIND	20 YEAR 120 MPH WIND	10 YEAR 90 MPH WIND	5 YEAR WORKMANSHIP
ACCESSORIES					X
ANCHOR-TITE (FASCIA & DRIP EDGE)	X				X
CREATIVE DESIGN SERIES (COPING & FASCIA)			X		X
EDGE SYSTEMS ONE (FASCIA)			X		X
EDGE SYSTEMS ONE (COPING, DRIP EDGE, GRAVEL STOP)				X	X
ELIMINAILER-T AND EDGEBOX RI (WOOD NAILER ALTERNATIVE)	X				X
PERMA-TITE GOLD (COPING)	X				X
PERMA-TITE (COPING & FASCIA)			X		X
SEAL-TITE WR & XL (GUTTERS)		X			X
SEAL-TITE LT (GUTTERS)				X	X

*All products listed above include a Kynar® Paint Warranty. Custom post-coated Kynar 500® colors are available with an included 10 year Kynar 500® finish warranty or a 20 year Kynar 500® finish warranty is available upon request.










VIBRANT COLORS THAT CAPTURE YOUR VISION

Choose among a wide range of standard colors and finishes that meet your job requirements. A 30 year Kynar 500® finish warranty is included on coil-coated standard colors. Custom post-coated Kynar 500® colors are available with an included 10 year Kynar 500® finish warranty or a 20 year Kynar 500® finish warranty is available upon request.




















Express Colors*

				
Almond	Bone White	Cityscape	Clear Anodized	Dark Bronze
				
Medium Bronze	Sandstone	Sierra Tan	Slate Gray	Stone White

Premium Colors

				
Aged Copper	Award Blue	Champagne (Metallic)	(Classic) Copper Penny	Sand Stone*
				
Silver (Metallic)	Silversmith	Weathered Zinc	Zinc	

Standard Colors

				
Cardinal (Regal) Red	Charcoal (Charcoal Gray)	Colonial Red	Evergreen	Forest (Sherwood) Green
				
Granite	Hartford Green	Hemlock Green	Hunter Green	Interstate (Regal) Blue
				
Mansard Brown	Matte Black	Glossy Black	Midnight (Extra Dark) Bronze	Musket Gray
				
Patina Green	Sky (Military) Blue	Slate Blue	Terra Cotta	

* Available in three other stone colors

* Available in Mill Finish

▲ Must specify supplier



Metal-Era LLC
1600 Airport Road
Waukesha, WI 53188

www.metalera.com
info@metalera.com
800-558-2162

